

# Reduction of Nitrous Oxide in the Presence of Pentaammineaquoruthenium(II)<sup>1</sup>

J. N. Armor and H. Taube\*

Contribution from the Department of Chemistry, Stanford University, Stanford, California 94305. Received November 20, 1970

**Abstract:** The specific rate for the reduction of  $\text{Ru}(\text{NH}_3)_5\text{N}_2\text{O}^{2+}$  by  $\text{Cr}^{2+}$  at 25° and  $\mu = 0.07$  is  $8.2 \times 10^2 M^{-1} \text{sec}^{-1}$ , approximately  $10^8$  times greater than the rate of reduction of free  $\text{N}_2\text{O}$  by  $\text{Cr}^{2+}$ . The rate increases markedly with the concentration of chloride ion; this sensitivity of the rate to chloride ion suggests that  $\text{Cr}^{2+}$  attacks  $\text{Ru}(\text{NH}_3)_5\text{N}_2\text{O}^{2+}$  by an outer-sphere mechanism. Whereas when  $\text{Cr}^{2+}$  reduces  $\text{N}_2\text{O}$  in the presence of  $\text{Ru}(\text{NH}_3)_5\text{OH}_2^{2+}$ , substitution on  $\text{Ru}(\text{II})$  is rate determining for the formation of the nitrogen complex, in the same concentration range with  $\text{V}^{2+}$  as reducing agent, substitution becomes rate determining only at high concentration of  $\text{V}^{2+}$ . The value for the specific rate at which  $\text{Ru}(\text{NH}_3)_5\text{OH}_2^{2+}$  is converted to  $\text{Ru}(\text{NH}_3)_5\text{N}_2\text{O}^{2+}$ , as determined from an analysis of kinetic data for the  $\text{V}^{2+}$  system, agrees with that determined with  $\text{Cr}^{2+}$  as reducing agent, and with the direct measurement. The reactivity of  $\text{N}_2\text{O}$  toward  $\text{V}^{2+}$  is increased *ca.*  $10^7$ -fold when  $\text{N}_2\text{O}$  enters the coordination sphere of  $\text{Ru}(\text{II})$ . Reduction of  $\text{Ru}(\text{NH}_3)_5\text{N}_2\text{O}^{2+}$  by either  $\text{V}(\text{H}_2\text{O})_6^{2+}$  or  $\text{Ru}(\text{NH}_3)_5\text{OH}_2^{2+}$  is slow enough so that substitution on the reducing agent can precede attack on coordinated  $\text{N}_2\text{O}$ .

In an earlier paper,<sup>2</sup> equilibrium and kinetic data on the reaction were reported. There too was re-



ported the fact that  $\text{N}_2\text{O}$  is reduced by  $\text{Cr}^{2+}$  virtually as rapidly as the oxide enters the coordination sphere of  $\text{Ru}(\text{II})$ . The kinetic data on this reaction yielded measurements of the rate of the  $\text{N}_2\text{O}$ - $\text{Ru}(\text{II})$  association reaction, but not of the rate at which  $\text{Cr}^{2+}$  reduces coordinated  $\text{N}_2\text{O}$ . It seemed of interest to get a quantitative measure of the increase in reactivity toward  $\text{Cr}^{2+}$  of  $\text{N}_2\text{O}$  when it enters the coordination sphere of  $\text{Ru}(\text{II})$ , and to extend the investigation to at least one other reducing agent. Accordingly, we undertook to measure the rate at which  $\text{Ru}(\text{NH}_3)_5\text{N}_2\text{O}^{2+}$  is reduced by  $\text{Cr}^{2+}$ , and to extend the work to the system with  $\text{V}^{2+}$  in place of  $\text{Cr}^{2+}$ . The results of these two sets of investigations, as well as those obtained in a study of the reduction of  $\text{N}_2\text{O}$  by  $\text{Ru}(\text{NH}_3)_5\text{OH}_2^{2+}$ , are reported in this paper.

## Experimental Section

Standard operations such as the preparation of  $\text{Cr}^{2+}$  and  $\text{V}^{2+}$  are described in the thesis<sup>1</sup> or in related publications, and only the general procedures followed in studying the reactions of interest are dealt with in this section.

**Reactions with  $\text{Cr}^{2+}$ .** The reaction of  $\text{N}_2\text{O}$  with  $\text{Cr}^{2+}$  is very slow, and only two experiments on the rate of the direct reaction were done. A solution of  $\text{Cr}^{2+}$  ( $8.4 \times 10^{-3} M$  in  $8.6 \times 10^{-2} M$   $\text{HCl}$ ) was saturated with  $\text{N}_2\text{O}$  ( $2.47 \times 10^{-2} M$ ) and transferred to a 10-cm spectrophotometric cell. The progress of the reaction was followed over a period of 5 months by observing the growth of the absorption bands at 408 and 573 nm characteristic of  $\text{Cr}(\text{H}_2\text{O})_6^{3+}$ . In a companion solution using argon in place of  $\text{N}_2\text{O}$ , no change in absorption was observed in the 5-month time period.

To measure the direct reaction of  $\text{Ru}(\text{NH}_3)_5\text{N}_2\text{O}^{2+}$  with  $\text{Cr}^{2+}$ , a stopped-flow<sup>3</sup> method was used. All reactant solutions were presaturated with  $\text{N}_2\text{O}$ . One of the solutions fed to the mixing chamber contained the  $\text{Cr}^{2+}$ , and the other was a solution in which reaction 1 had reached equilibrium. It should be noted that the equilibrium in reaction 1 readjusts very slowly compared to the rate

of reduction of the  $\text{N}_2\text{O}$  complex and therefore only the preformed  $\text{N}_2\text{O}$  complex is reduced in the stopped-flow experiments.

The solutions containing  $\text{Cr}^{2+}$  were prepared from chromium(III)-trifluoromethyl sulfonate, or chromium(III) chloride, the former supplied by courtesy of A. Scott. Both solutions were deoxygenated using  $\text{N}_2\text{O}$  and were reduced with amalgamated Zn for 3 hr. When the  $\text{Cr}(\text{III})$  was completely reduced, a 5% excess of  $\text{Cr}^{2+}$  was added to an  $\text{N}_2\text{O}$ -saturated solution containing  $\text{Ru}(\text{NH}_3)_5\text{Cl}^{2+}$  using a side arm mounted on the storage flask. A period of 5 min was allowed for reaction 1 to reach equilibrium before the solutions were used, and solutions were not kept beyond 1 hr. Observations were made from 221 (formation of  $\text{Ru}(\text{NH}_3)_5\text{N}_2^{2+}$ ) to 248 nm ( $\text{Ru}(\text{NH}_3)_5\text{N}_2\text{O}^{2+}$  has a maximum at 238 nm).

**Reactions with  $\text{V}^{2+}$ .** Vanadium(II) as  $\text{V}^{2+}$  was generated by using zinc amalgam to reduce vanadium(IV) chloride.<sup>1</sup> After the solution containing  $\text{V}^{2+}$  was separated from the reducing agent, it was saturated with deoxygenated  $\text{N}_2\text{O}$ , and then, in large excess, it was injected into a solution containing  $\text{Ru}(\text{NH}_3)_5\text{Cl}^{2+}$ . Reduction of  $\text{Ru}(\text{III})$  by  $\text{V}(\text{II})$  is rapid compared to the reactions of present interest.<sup>4</sup> The progress of the reduction of  $\text{N}_2\text{O}$  in the presence of  $\text{Ru}(\text{NH}_3)_5\text{OH}_2^{2+}$  was followed spectrophotometrically, observing the growth of the peak at 221 nm characteristic of the product  $\text{Ru}(\text{NH}_3)_5\text{N}_2^{2+}$ .

A single experiment was done to measure the rate of reduction by  $\text{V}^{2+}$  of free  $\text{N}_2\text{O}$ . The reaction mixture was saturated in  $\text{N}_2\text{O}$  and contained  $\text{V}^{2+}$  and  $\text{HCl}$  at  $9.5 \times 10^{-3} M$  and  $1.03 \times 10^{-2} M$ , respectively. The reaction was followed spectrophotometrically at 580 nm. The reaction is so slow that only a rough value for the rate was obtained even after a reaction time exceeding 6 months.

**Reduction by  $\text{Ru}(\text{NH}_3)_5\text{OH}_2^{2+}$ .** The reduction of  $\text{N}_2\text{O}$  by  $\text{Ru}(\text{II})$  was referred to in an earlier communication<sup>2</sup> as complicating the measurement by the static method of the affinity of  $\text{N}_2\text{O}$  for  $\text{Ru}(\text{II})$ . We made an attempt to determine the kinetics of the reaction and to measure its rate.

The solutions of  $\text{Ru}(\text{NH}_3)_5\text{OH}_2^{2+}$  were produced by reducing  $\text{Ru}(\text{NH}_3)_5\text{Cl}^{2+}$  ( $6.6 \times 10^{-4}$ – $2.7 \times 10^{-3} M$ ) in  $\text{HCl}$  ( $7 \times 10^{-2}$ – $7 \times 10^{-3} M$ ), using zinc amalgam or hydrogen on platinum. The  $\text{Ru}(\text{II})$  was transferred by means of a syringe to the  $\text{N}_2\text{O}$ -saturated reaction medium contained in a Zwickel flask, and from this the reaction mixture was transferred, without contact with air, to 0.10-cm spectrophotometer cells. The spectra were scanned periodically from 400 to 200 nm. The approach to association equilibrium (reaction 1) is rapid compared to the subsequent changes. Initially the formation of  $\text{Ru}(\text{NH}_3)_5\text{N}_2^{2+}$  at the expense of  $\text{Ru}(\text{NH}_3)_5\text{N}_2\text{O}^{2+}$  is seen, and in a second phase absorption characteristic of  $[\text{Ru}(\text{NH}_3)_5]_2\text{N}_2^{4+}$  develops. Kinetic data were collected only for the initial phase.

Unless otherwise mentioned, argon was used as the inert gas. All spectra were recorded on the Cary 15 spectrophotometer.

(1) Taken in part from Ph.D. thesis of J. N. Armor, 1970, Stanford University.

(2) J. N. Armor and H. Taube, *J. Amer. Chem. Soc.*, **91**, 6874 (1969).

(3) We acknowledge with thanks the help of A. Zanella in the stopped-flow experiments.

(4) J. A. Stritar and H. Taube, *Inorg. Chem.*, **8**, 2281 (1969).

**Table I.** The Reduction of  $\text{Ru}(\text{NH}_3)_5\text{N}_2\text{O}^{2+}$  by  $\text{Cr}^{2+}$  <sup>a,b</sup>

Expt no.	$\text{Cr}^{2+} \times 10^3, M$	$[\text{Cl}^-], M$	$\lambda, \text{nm}$	$k, M^{-1} \text{sec}^{-1} \times 10^{-3}$	No. of runs
1	1.50	$1.12 \times 10^{-3}$	246	$0.82 \pm 0.03$	6
1	1.50	$1.12 \times 10^{-3}$	238	$0.93 \pm 0.06$	3
1	1.50	$1.12 \times 10^{-3}$	221	$1.02 \pm 0.04$	2
2	1.50	$3.23 \times 10^{-2}$	246	$1.13 \pm 0.08$	8
3	1.51	0.066	238-248	$1.45 \pm 0.03$	8
4	1.51	0.066	246	$1.39 \pm 0.16$	5
4	1.51	0.066	238	$1.46 \pm 0.20$	4
5	1.52	0.066	246	$1.40 \pm 0.10$	9
6	3.03	0.066	246	$1.32 \pm 0.07$	5
7	4.55	0.066	246	$1.31 \pm 0.01$	4
8	5.05	0.066	246-221	$1.32 \pm 0.12$	4
9	1.51	0.0144	238-233	$0.63 \pm 0.05$	6
9	1.51	0.0144	221	$0.79 \pm 0.03$	2

<sup>a</sup> Temperature = 25°;  $\text{Ru}(\text{II}) = 1.50 \times 10^{-4} M$  except in experiment 7, where it was  $1.35 \times 10^{-4} M$ ;  $\mu = 0.071-0.072$ , except in experiment 9, where it was 0.019.  $[\text{HCl}]$  or HTFMS (trifluoromethylsulfonic acid) was used to fix the ionic strength except in experiment 4, where  $\text{HCl}$  was reduced to  $1.25 \times 10^{-2} M$  and  $\text{NaCl}$  was used to maintain ionic strength. <sup>b</sup> Concentration of  $\text{N}_2\text{O}$  in solution =  $2.47 \times 10^{-2} M$ . At this level of  $\text{N}_2\text{O}$  only 10.0% of the  $\text{Ru}(\text{II})$  is complexed, and only the complexed  $\text{Ru}(\text{II})$  reacts in the course of the experiments. <sup>c</sup> There is a systematic trend,  $k$  appearing to be larger at short wavelengths, but its significance is obscure. The values of  $A_\infty$  tended to drift rather severely at shorter wavelength, and the difficulty in fixing the appropriate value is undoubtedly at least partly responsible for the apparent effect of wavelength.

Reaction solutions were equilibrated at 25.0° in a constant-temperature bath. Nitrous oxide (Liquid Carbonic) and argon were freed from  $\text{O}_2$  by passing them through two scrubbing towers containing  $\text{Cr}^{2+}$  and were transported through all-glass systems. Trifluoromethylsulfonic acid was supplied through the courtesy of 3M Co.

## Results

**Reductions Using  $\text{Cr}^{2+}$ .** The observations on the stoichiometry of the reaction of  $\text{Cr}^{2+}$  with  $\text{N}_2\text{O}$  in the presence of  $\text{Ru}(\text{NH}_3)_5\text{H}_2\text{O}^{2+}$  have not been reported in substantial form and are included in this paper.

In one series of experiments,  $\text{Ru}(\text{NH}_3)_5\text{Cl}^{2+}$  was brought into reaction with  $\text{Cr}^{2+}$  in the presence of  $\text{N}_2\text{O}$ , allowing enough time for the reduction of  $\text{N}_2\text{O}$  to be complete (*ca.* 1 hr.). A solution containing  $\text{Fe}^{3+}$  was added, and the residual reducing agent determined, developing the color of  $\text{Fe}^{2+}$  with *o*-phenanthroline. With the time for analysis sufficiently short (3 min or so),  $\text{Ru}(\text{NH}_3)_5\text{N}_2^{2+}$  does not respond to  $\text{Fe}^{3+}$  as a reducing agent, at least under the conditions used for analysis. The results for the series is summarized in the following, where the four numbers given for each experiment represent  $[\text{Cr}^{2+}]_0 \times 10^4$ ,  $[\text{Ru}(\text{NH}_3)_5\text{Cl}^{2+}]_0 \times 10^4$ , per cent loss of reducing power predicted, and per cent loss of reducing power observed: (1) 56.7, 5.57, 30.2, 29.5; (2) 56.3, 5.69, 30.3, 30.2; (3) 4.95, 3.93, 30.8, 29.1; (4) 90.9, 48.7, 69.6, 69.6; (5) 6.73, 0.627, 29.4, 28.5; (6) 4.61, 0.63, 41.0, 39.7.

The chromium(III) products obtained in an experiment with  $[\text{Ru}(\text{NH}_3)_5\text{Cl}^{2+}]_0 = 7.5 \times 10^{-3} M$ ,  $[\text{Cr}^{2+}]_0 = 2.14 \times 10^{-2} M$ ,  $[\text{HCl}] = 3 \times 10^{-2} M$ ,  $[\text{Cl}^-]_0 = 0.13 M$ , and  $\mu = 0.22$  were separated by ion-exchange chromatography, and the amounts were determined. The results, a mean of two experiments, showed the percentages of  $\text{CrCl}^{2+}$ ,  $\text{Cr}^{3+}$ , and "dimer" to be 60, 39, and 0.5. Note that some, but not all, of the  $\text{CrCl}^{2+}$  arises in the reduction of  $\text{Ru}(\text{III})$  by  $\text{Cr}^{2+}$ .

The yield of  $\text{Ru}(\text{NH}_3)_5\text{N}_2^{2+}$  was not affected by the rate of addition of excess  $\text{Cr}^{2+}$  to the solution containing  $\text{Ru}(\text{NH}_3)_5\text{OH}_2^{2+}$  and  $\text{N}_2\text{O}$ . In one experiment 10 equiv of  $\text{Cr}^{2+}$  was added all at once, in another 1 equiv (*i.e.*, enough to generate  $\text{Ru}(\text{NH}_3)_5\text{OH}_2^{2+}$ ) was first added, followed by an additional equiv over a period of 1 hr,  $\text{N}_2\text{O}$  being passed through

continuously. Using  $\text{Fe}^{3+}$  in excess as oxidant for each solution, it was found that 1 mol ( $\pm 10\%$ ) of  $\text{N}_2$  was formed for each mole of ruthenium ammine used.

The experiments on kinetics were done with  $\text{Cr}^{2+}$  in excess, and the plots of  $\ln(A_t - A_\infty)$  vs. time conformed well to pseudo-first-order behavior, being linear to beyond five half-lives. The results of the kinetic analysis are shown in Table I. The specific rate  $k_{\text{Cr}}$  is defined by

$$-\frac{d[\text{Ru}(\text{NH}_3)_5\text{N}_2\text{O}^{2+}]}{dt} = k_{\text{Cr}}[\text{Cr}^{2+}][\text{Ru}(\text{NH}_3)_5\text{N}_2\text{O}^{2+}] = \frac{d[\text{Ru}(\text{NH}_3)_5\text{N}_2^{2+}]}{dt}$$

The specific rate  $k_{\text{Cr}}$  is observed to be independent of  $[\text{Cr}^{2+}]$  and of  $[\text{HCl}]$ , but to decrease with a decrease in ionic strength and to increase with  $[\text{Cl}^-]$  at constant ionic strength. The variation of  $k_{\text{Cr}}$  with  $[\text{Cl}^-]$  is given by the expression

$$k_{\text{Cr}} = 8.2 \times 10^2 M^{-1} \text{sec}^{-1} + (9.0 \times 10^3 M^{-2} \text{sec}^{-1})[\text{Cl}^-]$$

In the direct reaction of  $\text{Cr}^{2+}$  with free  $\text{N}_2\text{O}$ , it was assumed that 2 mol of  $\text{Cr}^{2+}$  is required to reduce 1 mol of  $\text{N}_2\text{O}$ , and the second-order rate constant for the consumption of  $\text{N}_2\text{O}$  was observed as  $6.5 \times 10^{-6} M^{-1} \text{sec}^{-1}$  at  $23 \pm 2^\circ$  in  $8.6 \times 10^{-2} M$   $\text{HCl}$ . In the two experiments done,  $\text{N}_2\text{O}$  was in excess kept at 1 atm so that the variation of rate with  $[\text{N}_2\text{O}]$  was not studied; the formation of  $\text{Cr}^{3+}$  did, however, conform to pseudo-first-order behavior.

**Vanadium(II) as Reducing Agent.** Preliminary experiments were done to ensure that  $\text{V}(\text{III})$ , which is produced when  $\text{V}^{2+}$  is oxidized, does not interfere in the reaction. To this end,  $\text{V}^{2+}$  in stoichiometric amount was used to generate  $\text{Ru}(\text{NH}_3)_5\text{OH}_2^{2+}$  from  $\text{Ru}(\text{NH}_3)_5\text{Cl}^{2+}$ , thereby being oxidized to  $\text{V}(\text{III})$ , and the rate of approach to equilibrium for reaction 1 was measured. The results were fully consistent with those obtained using either  $\text{Cr}^{2+}$  or zinc amalgam to produce  $\text{Ru}(\text{II})$ , and we therefore conclude that  $\text{V}(\text{III})$  at the level formed in the experiments is inert in the system on our time scale.

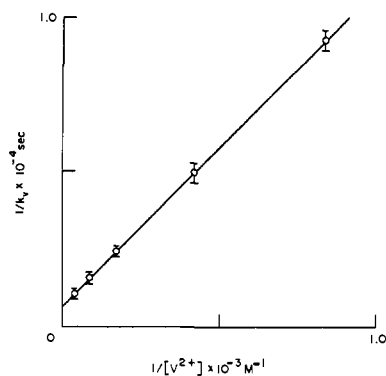


Figure 1. The plot of  $1/k_v$  for the formation of  $\text{Ru}(\text{NH}_3)_5\text{N}_2^{2+}$  as a function of the reciprocal of the concentration of vanadium(II) in solution (temperature =  $25.0^\circ$ ,  $\mu = 0.10$ ).

Only superficial product studies on the vanadium component were done. A solution containing  $\text{V}^{2+}$ ,  $\text{HCl}$ ,  $\text{N}_2\text{O}$ , and  $\text{Ru}(\text{NH}_3)_5\text{Cl}^{2+}$ , initially 0.02, 0.04, 0.025, and  $2.9 \times 10^{-3} M$ , respectively, turns from violet to gray immediately, and then almost colorless over a period of 5 min. At no time is there apparent the brown color characteristic<sup>5</sup> of  $[\text{VOV}]^{4+}$ . There is no reason to believe that the change in oxidation state for vanadium is other than  $2+ \rightarrow 3+$  in the system, either in terms of mechanism or of net change.

Addition of  $\text{NaBr}$  to the above solution produced a cream-colored solid. The ir and uv-visible spectra were identical with those reported<sup>6,7</sup> for  $[\text{Ru}(\text{NH}_3)_5\text{N}_2]\text{Br}_2$  in the solid and solution, respectively. The yield based on ruthenium was 84% which, when account is taken of solubility, corresponds to a substantially quantitative reaction. The absorbance changes at 221 nm in the kinetic experiments also indicate essentially quantitative formation of the nitrogen complex.

The kinetic experiments were done with the concentration of  $\text{Ru}(\text{II})$  much lower than that of  $\text{V}^{2+}$ , and this in turn lower than that of  $\text{N}_2\text{O}$ . The kinetic data conformed well to pseudo-first-order behavior, thus showing that the rate is first order in  $\text{Ru}(\text{II})$ . The pseudo-first-order rate constants,  $k_v$ , are entered in Table II.

Inspection of the data in Table II shows that  $k_v$  is independent of  $[\text{H}^+]$ . The variation with  $[\text{V}^{2+}]$  requires analysis. A plot of  $k_v$  against  $[\text{V}^{2+}]$  reveals that  $k_v$  increases with  $[\text{V}^{2+}]$ , but the plot shows rate saturation at high values of  $[\text{V}^{2+}]$ . When  $1/k_v$  is plotted against  $1/[\text{V}^{2+}]$  (Figure 1), the dependence of rate on  $[\text{V}^{2+}]$  is seen to be of the form

$$k_v = a[\text{V}^{2+}]/(b + [\text{V}^{2+}])$$

Figure 2 shows the variation of  $k_v$  with  $[\text{N}_2\text{O}]$ . With  $[\text{V}^{2+}] = 0.6 \times 10^{-2} M$ , the rate law approximates first-order dependence on  $[\text{V}^{2+}]$  (note that the value of the constant in the denominator of the rate law given below is  $1.6 \times 10^{-2}$ ) and under these conditions, to the extent that the species  $\text{Ru}(\text{II})$  is depleted by formation of the nitrous oxide complex, the specific rate  $k_v$  must show a saturation effect in  $[\text{N}_2\text{O}]$ . According to the

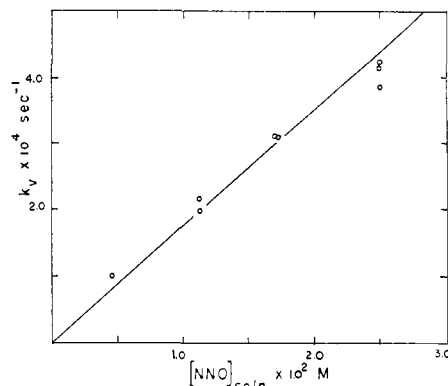


Figure 2. Plot of  $k_v$  for the formation of the  $\text{Ru}(\text{NH}_3)_5\text{N}_2^{2+}$  complex as a function of the concentration of nitrous oxide in solution (temperature =  $25^\circ$ ,  $[\text{V}^{2+}] = 6.2 \times 10^{-3} M$ ;  $[\text{Ru}(\text{II})] = 5.9 \times 10^{-5} M$ ,  $\mu = 0.08-0.10$ ).

equilibrium measurements made earlier, when  $\text{N}_2\text{O}$  is at 1 atm (or  $[\text{N}_2\text{O}](\text{aq}) = 2.47 \times 10^{-2} M$ ) approximately 10% of the reactant  $\text{Ru}(\text{II})$  is complexed, and the rate would then be about 10% lower than would be the case were the affinity of  $\text{N}_2\text{O}$  for  $\text{Ru}(\text{NH}_3)_5\text{OH}_2^{2+}$  insignificantly small. By expressing the rate in terms

Table II. Rate of Formation of  $\text{Ru}(\text{NH}_3)_5\text{N}_2^{2+}$  for the Reaction of Excess  $\text{V}^{2+}$  with  $\text{N}_2\text{O}$  in the Presence of  $\text{Ru}(\text{NH}_3)_5\text{OH}_2^{2+}$  <sup>a</sup>

$[\text{V}^{2+}]_0$ $\times 10^3 M$	$[\text{HCl}]$ $\times 10^2 M$	$\mu$	$k_v \times 10^4$ $\text{sec}^{-1}$
0.460	10.3	0.12	0.520
0.460	10.3	0.11	0.570
1.20	10.4	0.11	1.04
1.20	2.21	0.11	1.11
2.40	2.30	0.11	2.18
2.40	2.30	0.11	1.92
6.16	1.78	0.10	4.17
6.16	7.96	0.10	3.85
6.16	7.96	0.10	4.24
12.2	1.49	0.07	6.03
12.2	1.49	0.07	6.17
12.2	1.49	0.08	6.11
25.9	3.13	0.11	9.88
25.9	3.13	0.11	10.3

<sup>a</sup> Temperature =  $25.0^\circ$ ;  $[\text{Ru}(\text{II})]_0 = 5.8-5.9 \times 10^{-5} M$ ;  $[\text{N}_2\text{O}] = 2.47 \times 10^{-2} M$ ;  $\lambda$  221 nm.

of actual  $[\text{Ru}(\text{NH}_3)_5\text{OH}_2^{2+}]$  rather than total reactant  $\text{Ru}(\text{II})$ , the specific rates are independent of this effect. The approximate rate law expressing the data in these terms is

$$\frac{d[\text{Ru}(\text{NH}_3)_5\text{N}_2]}{dt} = \frac{7.0 \times 10^{-2}[\text{V}^{2+}][\text{Ru}(\text{NH}_3)_5\text{OH}_2^{2+}][\text{N}_2\text{O}]}{1.6 \times 10^{-2} + [\text{V}^{2+}]}$$

This rate law is valid only in the limit that  $[\text{V}^{2+}] \ll 1.6 \times 10^{-2} M$ . At high  $\text{V}^{2+}$ , the rate of formation of the  $\text{N}_2\text{O}$  complex becomes rate determining and the saturation effect in  $[\text{N}_2\text{O}]$  must disappear.

In the experiment on the reduction of free  $\text{N}_2\text{O}$  by  $\text{V}^{2+}$ , the change in absorption corresponded to a change in  $[\text{V}^{2+}]$  by approximately 5%. Assuming that the reaction is first order in each of  $[\text{V}^{2+}]$  and  $[\text{N}_2\text{O}]$ , a

(5) T. W. Newton and F. B. Baker, *Inorg. Chem.*, **3**, 569 (1964).

(6) A. D. Allen and C. V. Senoff, *Chem. Commun.*, 621 (1965).

(7) D. E. Harrison and H. Taube, *J. Amer. Chem. Soc.*, **89**, 5706 (1967).

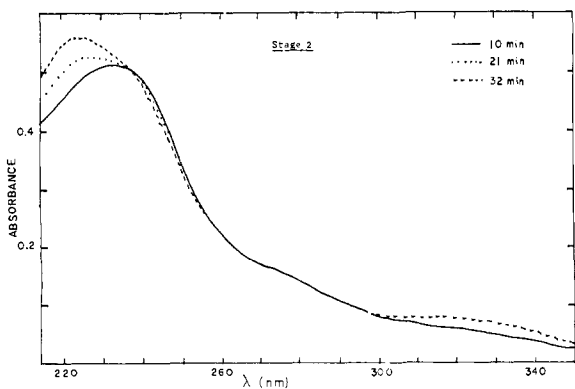


Figure 3. Absorbance changes in a solution with  $[\text{Ru}(\text{NH}_3)_5\text{OH}_2^{2+}] = 10^{-3} M$ , saturated with  $\text{N}_2\text{O}$ .

second-order specific rate of  $\sim 10^{-7} M^{-1} \text{sec}^{-1}$  is calculated for the rate of consumption of  $\text{N}_2\text{O}$  by  $\text{V}^{2+}$ .

**Reduction by  $\text{Ru}(\text{NH}_3)_5\text{OH}_2^{2+}$ .** Working at 0.01  $M$   $\text{Ru}(\text{NH}_3)_5\text{OH}_2^{2+}$ , Diamantis and Sparrow<sup>8</sup> showed that such solutions saturated with  $\text{N}_2\text{O}$  produced  $\text{Ru}(\text{NH}_3)_5\text{N}_2^{2+}$  and  $[\text{Ru}(\text{NH}_3)_5]_2\text{N}_2^{4+}$  after *ca.* 3 hr. In our earlier work<sup>2</sup> we found that when  $\text{Ru}(\text{II})$  is sufficiently dilute, these reactions are not rapid enough to interfere seriously with the study of the association of  $\text{N}_2\text{O}$  with  $\text{Ru}(\text{NH}_3)_5\text{OH}_2^{2+}$ , but we also found that the net reduction of  $\text{N}_2\text{O}$  in the presence of  $\text{Ru}(\text{NH}_3)_5\text{OH}_2^{2+}$  is strongly catalyzed by surfaces such as platinized Pt or amalgamated Zn. We have attempted in the course of the present work to measure the rate of reduction of  $\text{N}_2\text{O}$  by  $\text{Ru}(\text{NH}_3)_5\text{OH}_2^{2+}$  in homogeneous solution.

Figures 3 and 4 illustrate the time scale of the changes in spectrum which occur when a solution of  $\text{Ru}(\text{NH}_3)_5\text{OH}_2^{2+}$  at  $10^{-3} M$  is saturated with  $\text{N}_2\text{O}$ . After 10 min the maximum at 238 nm characteristic of the complex is the prominent feature. After 20 min has elapsed, the maximum has shifted toward the spectral region where  $[\text{Ru}(\text{NH}_3)_5\text{N}_2^{2+}]$  shows a maximum. After 198 min absorption characteristic of  $[\text{Ru}(\text{NH}_3)_5]_2\text{N}_2^{4+}$  is clearly evident, and absorption ( $\sim 320$  nm) due to a mixture of  $\text{Ru}(\text{NH}_3)_5\text{OH}_2^{3+}$  and  $\text{Ru}(\text{NH}_3)_5\text{Cl}^{2+}$  is prominent. When the concentration of  $\text{Ru}(\text{NH}_3)_5\text{OH}_2^{2+}$  is reduced, the time scale for the production of  $\text{Ru}(\text{NH}_3)_5\text{N}_2^{2+}$  is much increased. In Figure 5 is shown the change with time of the spectrum of a solution  $3.3 \times 10^{-4} M$  in  $\text{Ru}(\text{NH}_3)_5\text{OH}_2^{2+}$  in the presence of  $\text{N}_2\text{O}$ . The concentration here corresponds to that used in the experiments which served to establish the affinity of  $\text{N}_2\text{O}$  for  $\text{Ru}(\text{NH}_3)_5\text{OH}_2^{2+}$ .

In the present work on the kinetics of the production of  $\text{Ru}(\text{NH}_3)_5\text{N}_2^{2+}$  in the system, we restricted attention to the early phases of the reaction. Expressing the rate law in the form

$$\frac{d[\text{Ru}(\text{NH}_3)_5\text{N}_2^{2+}]}{dt} = k[\text{Ru}(\text{NH}_3)_5\text{OH}_2^{2+}][\text{Ru}(\text{NH}_3)_5\text{N}_2\text{O}^{2+}]$$

we found the coefficient  $k$  to be approximately  $2 \times 10^{-2} M^{-1} \text{sec}^{-1}$ . This value is not offered with confidence, however; in addition to the difficulty of extracting a rate constant in such a complex reaction

(8) A. A. Diamantis and G. J. Sparrow, *Chem. Commun.*, 469 (1969).

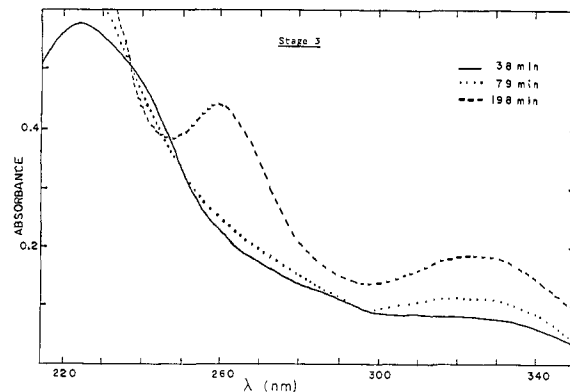


Figure 4. Continuation of experiment introduced in Figure 3.

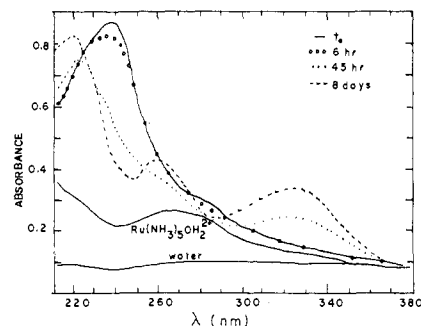


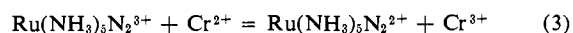
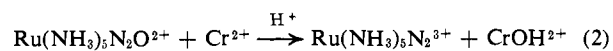
Figure 5. Spectra for the decay of the nitrous oxide complex at  $20.1^\circ$ ,  $[\text{Ru}(\text{II})]_{\text{total}} = 3.29 \times 10^{-4} M$ ,  $[\text{HCl}] = 1.07 \times 10^{-2} M$  (solution saturated with nitrous oxide).

sequence, there is no guarantee that surface catalysis was eliminated in our work.

One observation made in the course of the experiments on the reduction as catalyzed by surfaces merits mention. When  $\text{H}_2$  on Pt was used to reduce  $\text{Ru}(\text{III})$  to  $\text{Ru}(\text{II})$ , and the  $\text{H}_2$  gas stream was replaced by  $\text{N}_2\text{O}$ , bubbles appeared on the surface of the Pt. This seems to indicate that in the surface-catalyzed reaction,  $\text{N}_2$  formed on reduction of  $\text{N}_2\text{O}$  is not necessarily incorporated into the coordination sphere of  $\text{Ru}(\text{II})$ .

## Discussion

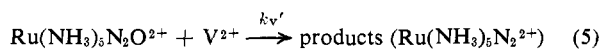
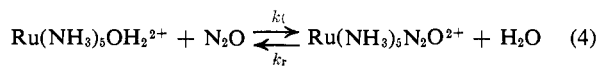
The new kinetic data provide a measure of the activation by  $\text{Ru}(\text{NH}_3)_5^{2+}$  of  $\text{N}_2\text{O}$  toward reduction by  $\text{Cr}^{2+}$ . The increase in rate when  $\text{N}_2\text{O}$  enters the coordination sphere is a factor of about  $10^8$ . The added work has, however, not illuminated the following basic question. Is the effect of  $\text{Ru}(\text{II})$  exerted solely in its capacity as a back-bonding metal ion, or does the ruthenium center cooperate in the valence change (reactions 2 and 3)?



A search for the intermediate  $\text{Ru}(\text{NH}_3)_5\text{N}_2^{3+}$  was made by adding  $\text{Cr}^{2+}$  slowly to the  $\text{Ru}(\text{II})\text{-N}_2\text{O}$  system, so as to give the intermediate an opportunity to release  $\text{N}_2$ , but the experiments on this point met with no success. Under all conditions, the formation of the Allen and Senoff ion was complete. The sensitivity of the rate of reduction by  $\text{Cr}^{2+}$  to the presence of  $\text{Cl}^-$  is characteristic of an outer-sphere

rather than an inner-sphere reduction. It should be noted that when  $\text{Co}(\text{NH}_3)_5\text{OH}_2^{3+}$  is reduced by  $\text{Cr}^{2+}$  in the presence of  $0.10\text{ M Cl}^-$ , there is virtually no increase in rate of reduction over a similar reaction at the same ionic strength with  $\text{ClO}_4^-$  as the only anion.<sup>9</sup> By contrast, when  $\text{Co}(\text{NH}_3)_6^{3+}$  is the reactant, the rate of reduction is enhanced *ca.* 14-fold by  $0.1\text{ M Cl}^-$ .<sup>10</sup> If, as this comparison suggests, we are dealing with an outer-sphere initial attack, the oxide ion eventually released from the coordinated  $\text{N}_2\text{O}$  would not be transferred to Cr in the first step, eq 2, though it might be transferred in a subsequent reaction. Tracer work on the transfer of oxygen to chromium could clearly be of help in advancing our understanding of the mechanism of the reaction. The fact that  $\text{Cr}^{3+}$  rather than dimer is product suggests that  $\text{Cr}^{2+}$  is oxidized by a one-electron rather than a two-electron change.<sup>11</sup> Tracer work might also further illuminate this important issue.

The kinetic data obtained with  $\text{V}^{2+}$  can be accounted for by the mechanism



On that basis

(9) R. K. Murmann, H. Taube, and F. Posey, *J. Amer. Chem. Soc.*, **79**, 262 (1957).

(10) A. Zwickel and H. Taube, *ibid.*, **83**, 793 (1961).

(11) M. Ardon and R. A. Plane, *ibid.*, **81**, 3197 (1959).

$$-\frac{d[\text{Ru}(\text{NH}_3)_5\text{OH}_2^{2+}]}{dt} = \frac{k_t[\text{Ru}(\text{NH}_3)_5\text{OH}_2^{2+}][\text{N}_2\text{O}][\text{V}^{2+}]}{k_r/k_v' + [\text{V}^{2+}]}$$

Comparison of this form of the rate law with that obtained experimentally shows that  $k_t$  as determined here is  $7 \times 10^{-2}\text{ M}^{-1}\text{ sec}^{-1}$  at  $25^\circ$ , which agrees well with the value of  $7.6 \times 10^{-2}$  extrapolated from the earlier measurements<sup>2</sup> for  $\text{Cr}^{2+}$  at  $6.8^\circ$  and  $20.1^\circ$ . The saturation in rate with  $[\text{V}^{2+}]$  simply reflects the fact that at high  $[\text{V}^{2+}]$  this agent reacts with  $\text{Ru}(\text{NH}_3)_5\text{N}_2\text{O}^{2+}$  rapidly enough so that the  $\text{N}_2\text{O}$  complex is not maintained at equilibrium with  $\text{Ru}(\text{NH}_3)_5\text{OH}_2^{2+}$  and  $\text{N}_2\text{O}$ . From the coefficient  $k_t k_v' / k_r$ , by introducing the equilibrium constant for reaction 1 at  $25^\circ$  (extrapolated from the earlier data<sup>2</sup> as 4.5), the second-order rate constant for  $k_v'$  is calculated as 1.0. Thus, with  $\text{V}^{2+}$  as the reducing agent, the rate of reduction of  $\text{N}_2\text{O}$  is increased *ca.*  $10^7$ -fold when it enters the coordination sphere of Ru(II).

The values recorded for the rates at which either  $\text{V}(\text{H}_2\text{O})_6^{2+}$  or  $\text{Ru}(\text{NH}_3)_5\text{OH}_2^{2+}$  reacts with coordinated  $\text{N}_2\text{O}$  are compatible with substitution at the reducing agent preceding electron transfer. The rates are low enough so that in both cases substitution may be rate determining. Thus, the rate difference for free *vs.* coordinated  $\text{N}_2\text{O}$  in the case of  $\text{V}^{2+}$  may not be directly comparable to the case of  $\text{Cr}^{2+}$ , and the factor of  $10^7$  may be a lower limit on the rate increase in the former case.

**Acknowledgment.** Financial support for this research by the National Institutes of Health, for both Grant No. GM 13797 and predoctoral fellowships from 1967 to 1970, is gratefully acknowledged.